

# Dragonpay Instructions

1. Dragonpay will give you a list of payment options to choose from. Select the one most convenient for you.

Click on “I agree to the **Terms and Conditions**”, and click on **Select**.

Maraming payment options ang Dragonpay. Piliin ang option na pinakaconvenient sa inyo.

Pindutin ang box sa tabi ng “I agree to the **Terms and Conditions**” at pindutin ang **Select** button matapos pumili ng payment option.




2. Upon clicking **Select**, you will have to enter either your email address or your mobile number.

For this demonstration, we are using an email address. Click on the **Send Instructions via Email/Mobile** button below.

Ilagay and inyong email address o cellphone number pagkapindot ng **Select** button at pagkatapos nito ay pindutin ang button na **Send Instructions via Email/Mobile**.

Email address ang gagamitin natin sa halimbawang ito.



The screenshot shows a payment instruction interface. At the top left is the BDO logo, and at the top right is the Dragonpay logo. Below the logos, the text reads: "Ref# SHLAJ2D8 : PHP1,500.00 for Foundation Course - Single User Registration". A paragraph of instructions follows: "Click the button below to have the deposit instructions emailed to you. For over-the-counter payments, you will need the link contained in the instruction to validate your payment. You may also [view the instruction online](#) but save/print/bookmark it for future reference." Below this text is a text input field labeled "Email/Mobile No" containing the placeholder text "youremailaddresshere@gmail.com". At the bottom of the form is a button labeled "Send Instructions via Email/Mobile".

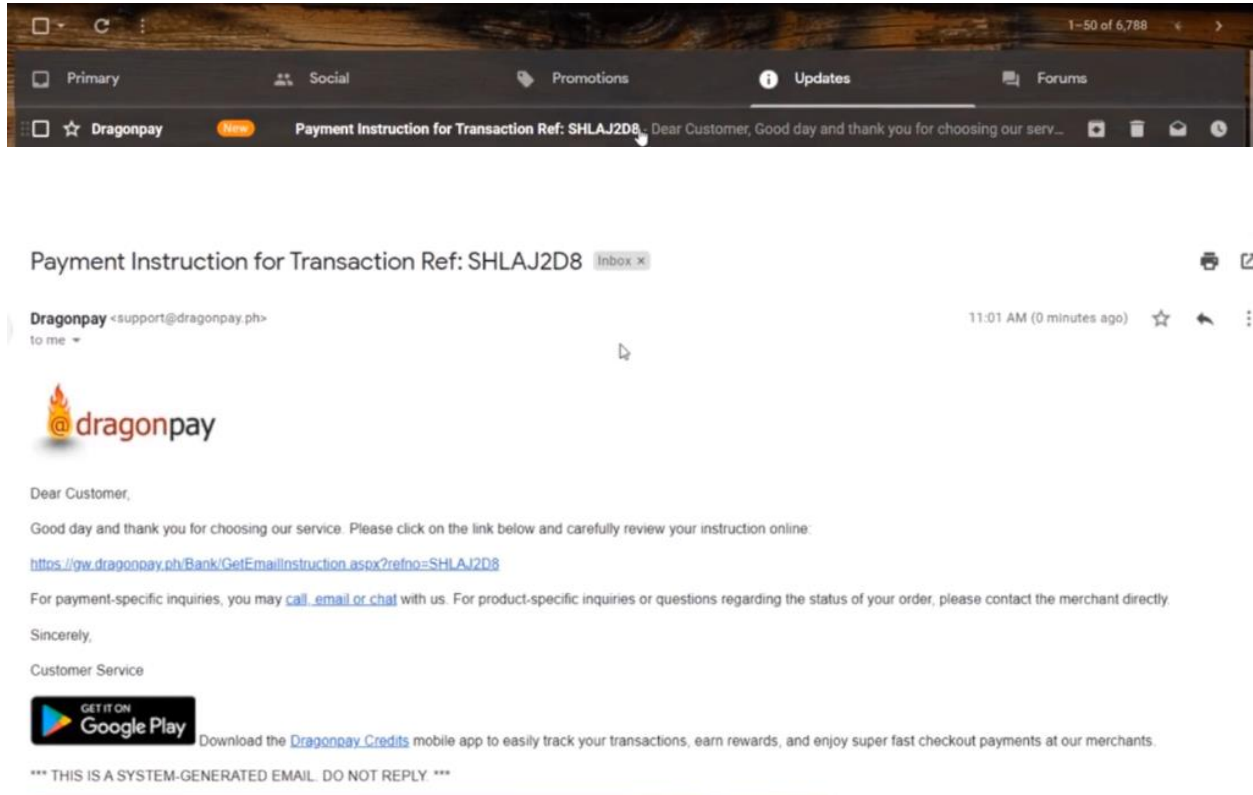
Customer Support

- You will then receive an email from Dragonpay with the payment instructions and transaction reference number.

For demonstration, here is what the email should look like.

Makakatanggap kayo ng email o text message mula sa Dragonpay na naglalaman ng mga instructions para sa pagbabayad.

Makikita ninyo sa ibaba ang isang halimbawa ng email galling sa Dragonpay.



- Click on the link provided in the email, and it should direct you to the Dragonpay portal containing the payment instructions.


It is important to carefully read the steps they have provided you.

Also take note that steps may be different depending on the payment option you have selected, so make sure that you are following the steps they have provided.

Pindutin ang link na nakasaad sa email at mapupunta kayo sa Dragonpay page kung saan makikita ninyo ang payment instructions.


Basahing maigi ang steps na binigay ng Dragonpay.

Tandaan na maaaring magkakaiba ang instructions sa bawat payment option.



### PAYMENT INSTRUCTIONS

You must have a BDO Online Banking account to use this service. If you do not have one yet, you may [sign up here](#).

Channel:	<b>BDO Retail Internet Banking</b>	<div style="background-color: #f9a825; padding: 5px; border: 1px solid black; display: inline-block;"> <p style="margin: 0;">Total Due</p> <p style="margin: 0; font-size: 1.2em;"><b>PHP 1,500.00</b></p> <p style="margin: 0;">Status: PENDING</p> </div> 
Reference No:	<b>SHLAJ2D8</b>	
Acct No:	<b>001670237999</b>	
Acct Name:	<b>Dragonpay Corporation</b>	
Acct type:	<b>Peso Checking</b>	
Amount:	<b>PHP 1,500.00</b>	
Description:	<b>Foundation Course - Single User Registration</b>	
Deadline:	<b>Friday, Jun 18, 2021 - 12:01 PM</b>	

#### Step 1: Pay

- [Login to BDO Online](#) and do a *Send Money to Unenrolled BDO Account or Fund Transfer to Enrolled 3rd Party*. Click here for [additional instructions](#).
- Note: Unenrolled transfers have daily limits and requires a minimum amount of Php100. Regular customers can go through the one-time [3rd Party Fund Transfer Enrollment](#) process to lift amount restrictions.

#### Step 2: Validate [**>> IMPORTANT <<**]

- When transfer is completed, take note of your fund transfer (FT) no. and logout from BDO RIB, then click on this link **after 5 mins** (<https://gw.dragonpay.ph/Bank/ValidateBDORIB.aspx?refno=SHLAJ2D8>) to validate.
- Validation must be completed by the deadline indicated above.

#### Step 3: Confirmation

- Payments are processed in about 5 minutes time.
- We will send a confirmation email to you once processed. If you do not receive one by noon time of the next day, you may [call](#), [email](#), [open a support ticket](#) or [chat with our Customer Support](#).

#### General Rules

- Once you have successfully paid via the payment option you have selected, click on the link Dragonpay has provided in their instructions to validate your payment.

For demonstration, this is the BDO validation.

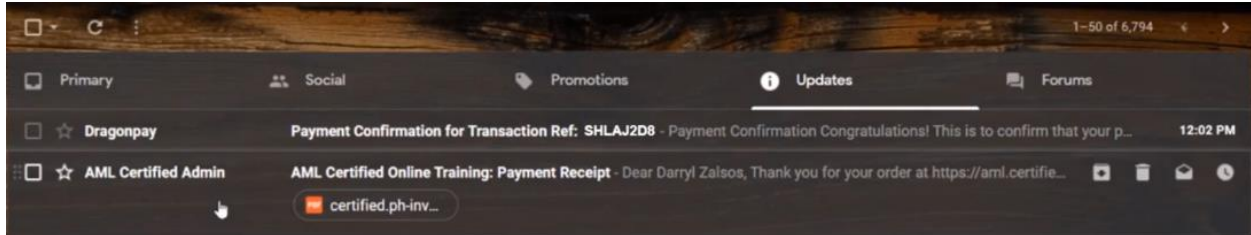
Pagkabayad gamit ang payment option na pinili ninyo, pindutin ang link sa Dragonpay email instructions para ma-validate ang inyong bayad.

Sa halimbawang ito, ginamit namin and BDO validation.



- Upon validation, you will then receive two emails --- one from Dragonpay and one from AML Certified --- to confirm your payment.

Pagka-validate ng inyong bayad, makakatanggap kayo ng dalawang email, isa mula sa Dragonpay and isa galling sa AML Certified na nagsasabing kumpirmado na ang inyong bayad.



AML Certified Online Training: Payment Receipt Inbox x

**AML Certified Admin** <no-reply@certified.ph> via bnc3.mailjet.com  
to me

12:02 PM (38 minutes ago) ☆ ↶ ⋮

Dear Darryl Zalsos,

Thank you for your order at <https://aml.certified.ph/dashboard>

Your order details are:

Payment Amount: 1,500.00 PHP

Payment Reference: SHLAJ2D8 Invoice #LCTSX / June 18, 2021 ----- 1. Foundation Course - Single User Registration 1xP1,339.28 -----  
----- Subtotal P1,339.28 Tax (12%) -----

-- Best Regards, AML Certified Online Training <https://aml.certified.ph/dashboard>



Payment Confirmation for Transaction Ref: SHLAJ2D8 Inbox x

**Dragonpay** <help@dragonpay.ph>  
to me

12:02 PM (38 minutes ago) ☆ ↶ ⋮



**Payment Confirmation**

Congratulations! This is to confirm that your payment has been completed.

Reference No	SHLAJ2D8
Channel	BDO
Merchant	Frameia Inc.
Amount	PHP 1,500.00
Merchant Txnid	LCTSX
Status	SUCCESS
Remarks	[000] BDO RIB FT Ref No. 112748288 #SHLAJ2D8 (6/18/21 12:01)
Description	Foundation Course - Single User Registration



7. Upon confirming your payment, you should now see the course on your dashboard once you log in to your AML account.

Kapag confirmed na ang inyong bayad, makikita ninyo ang course sa inyong dashboard kapag naka-login kayo sa inyong AML account.

**Course overview**

▼ All (except removed from view) ▾

☰ Course name ▾ ☰ Card ▾

 <p>Foundation Course Foundation AML Module 2021</p> <p>0% complete</p>	 <p>Miscellaneous Welcome To AML Immersive</p> <p>0% complete</p>
--	--